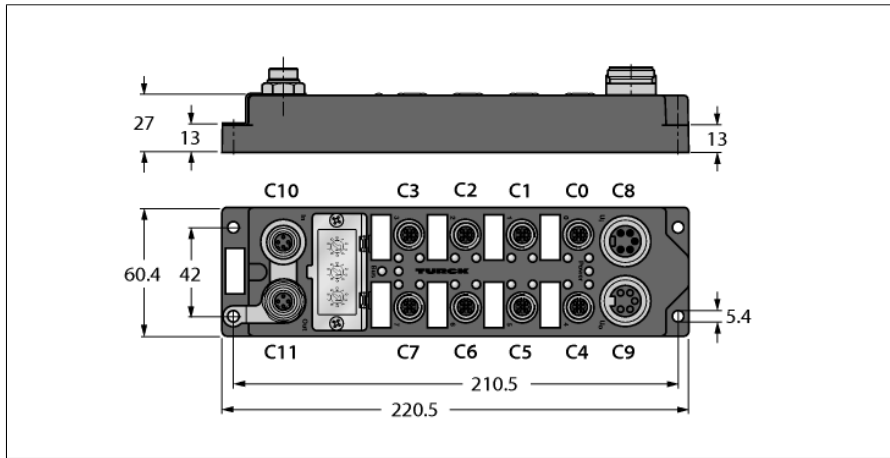


Compact fieldbus I/O modules for EtherNet/IP

16 digital outputs 2 A

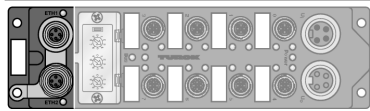
FGEN-OM16-4001/CS30007



- CS30007: IP address 136.129.1.xxx
- EtherNet/IP™ supports QuickConnect (QC)
- Integrated Ethernet Switch
- Output diagnostics per channel
- Two outputs per port
- 7/8", 4-pin, for power supply
- Power supply, galvanically separated
- Fibre-glass reinforced PA6 housing
- Vibration and shock-resistant
- Encapsulated module electronics
- Metal connectors
- Degree of protection IP67

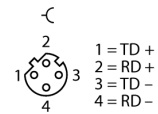
Type designation	FGEN-OM16-4001/CS30007
Ident-No.	6825444
Voltage supply connection	2 x 7/8"
Operating current	< 200 mA
Electrical isolation	operating and load voltage galvanically separated
System data	
Transmission rate Ethernet	10 MBit/s / 100 MBit/s
Fieldbus connection technology	2 x M12
Service interface	Ethernet
EtherNet/IP™	
Quick Connect (QC)	< 100 ms
Device Level Ring (DLR)	supported
Class 1 connections	6
Number of channels	(16) DC actuators
Output voltage	18...30 VDC from load voltage UL
Output current per channel	2.0 A, short-circuit proof
Simultaneity factor	0.25 for entire module
	1* 2A or 2* 1A per port
	total current max. 9 A per module
Load type	resistive, inductive, lamp load
Electrical isolation	galvanically separated against the bus
Vibration test	acc. to EN 60068-2-6
Shock test	acc. to EN 60068-2-27
Electromagnetic compatibility	acc. to EN 61131-2
UL Certificate	pol. deg.2, env. temp. max. 40 °C, cl.2 ps req.
Dimensions (W x L x H)	60 x 220.5 x 27mm
Operating temperature	0...+55 °C
Storage temperature	-25 ...+70 °C
Altitude	max.5000 m
Protection class	IP67
Housing material	fibre-glass reinforced Polyamide (PA6-GF30)
Halogen-free	yes
Mounting	4 mounting holes Ø 5,4 mm

Compact fieldbus I/O modules for EtherNet/IP
16 digital outputs 2 A
FGEN-OM16-4001/CS30007

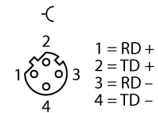


Accessories
Ethernet cable (example):
RSSD-RSSD-441-2M/S2174
Ident no. 6914218

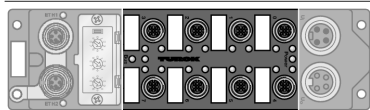
M12 x 1 Ethernet



C10

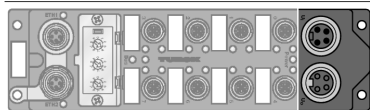
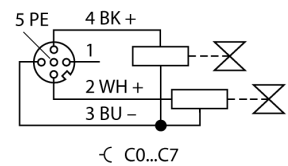


C11



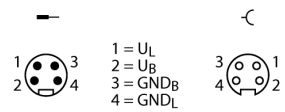
Accessories
Connection cable , 2-channel (example):
RK 4.4T-2-RS 4.4T
Ident no. U2445
Splitter (example): VBRS 4.4-2RK 4T-*/
Ident-No. U0117

M12 x 1 Output



Accessories
Power supply cable (example):
RKM43-1-RSM43
Ident no. 6914312

7/8" Power



C8

C9

Compact fieldbus I/O modules for EtherNet/IP
16 digital outputs 2 A
FGEN-OM16-4001/CS30007

LED status module

LED	Color	Status	Description
ETH1 / ETH2	green	on	Ethernet Link (100 Mbps)
		flashing	Ethernet communication (100 Mbps)
	yellow	on	Ethernet Link (10 Mbps)
		flashing	Ethernet communication (10 Mbps)
		off	no Ethernet link
Bus	green	on	Active connection to a master
		flashing	ready
	red	on	IP address conflict or Restore Mode
		flashing	DHCP / BootP waiting for assignment of IP address
		off	No power supply
Power	green	on	Operating voltage U_s and load voltage U_L within the defined tolerances
	red	on	Load voltage U_L below the defined tolerances
		off	Operating voltage U_s below the defined tolerances

LED status IOs

LED	Color	Status	Description
C0.O1 ... C7.O16	green	on	Output active
	red	on	Output active with overload / short circuit
		off	Output inactive

Compact fieldbus I/O modules for EtherNet/IP

16 digital outputs 2 A

FGEN-OM16-4001/CS30007

Process data mapping of single protocols

EtherNet/IP™ Data Mapping

	Word	Bit 15	Bit 14	Bit 13	Bit 12	Bit 11	Bit 10	Bit 9	Bit 8	Bit 7	Bit 6	Bit 5	Bit 4	Bit 3	Bit 2	Bit 1	Bit 0
Input (Station -> Scanner)																	
GW Status	1	-	-	-	-	-	-	UB	-	UL	-	-	-	-	-	-	Diag Warn
Diag 1	2	-	-	Sched Diag	-	-	-	-	-	-	-	-	-	-	-	-	I/O Diag
Diag 2	3	SCO7	SCO6	SCO5	SCO4	SCO3	SCO2	SCO1	SCO0	-	-	-	-	-	-	-	-
Diag 3	4	-	-	-	-	-	-	-	-	SCO15	SCO14	SCO13	SCO12	SCO11	SCO10	SCO9	SCO8
Output (Scanner -> Station)																	
Control	1	reserved															
Outputs	2	DO15 C7P2	DO14 C7P4	DO13 C6P2	DO12 C6P4	DO11 C5P2	DO10 C5P4	DO9 C4P2	DO8 C4P4	DO7 C3P2	DO6 C3P4	DO5 C2P2	DO4 C2P4	DO3 C1P2	DO2 C1P4	DO1 C0P2	DO0 C0P4

Legend:

DI	Digital input	-	
DO	Digital output	-	
Cx	female	-	
Px	Pin	I/O Diag	I/O diagnostics available
DiagWarn	Diagnostic at least on 1 channel	SchedDiag	Manufacturer-specific diagnostics configured and active
UL	Undervoltage UL	SCSx	Short-circuit on sensor supply at female x
UB	Undervoltage UB	SCOx	Short-circuit output x